


Enlisted Rate and Rank Recognition



Enabling Objectives

1. Explain the terms pay grade, rate and rating.
2. Recognize enlisted rate insignias and headgear.
3. Identify service stripes, their purpose, and requirements for earning them.


Rating, Rate, and Pay Grade

2. Definition of the terms Rating, Rate, and Pay grade


- a. **Pay grade** - method used by all services to determine the rate of pay and allowances due to the member.
- b. **Rate** - the level a person has attained within their rating. It relates to pay grade.
- c. **Rating** - an occupation or job within the Navy.

a. The enlisted rate structure consists of pay grades E-1 through E-9.


Apprenticeship Group Rate Marks



Seaman



Airman




Fireman

None

Constructionman


Rate Mark Placement



3-5

(2) Group rate marks are centered between the **elbow** and **shoulder** on the left sleeve.

Rate Mark Placement




(a) Service dress blue and service dress white jumpers

(b) Female service dress blue coat

(c) Summer white shirt

(d) Winter blue shirt

Apprenticeship Group Rate Marks




Seaman



Fireman



Airman



Construction-
man 3-7


E-1 Seaman Recruit

Wears **no** stripes.

Navy

E-2


Seaman Apprentice



Navy

E-3

Seaman



Navy

Petty Officers

c. Personnel in pay grades E-4 through E-9 are known as **Petty Officers.**

Petty Officers

(1) Petty Officers wear rating badges, which consist of three parts:

(a) **Perched eagle** with wings extended.

(b) **Specialty mark** indicating the wearer's rating.

(c) "V" shaped **chevron(s), rocker,** and **star(s)** to indicate the wearer's rate.




Rating Badges



(2) The color of the rating badge is determined by the uniform worn.

Petty Officer Third Through First Class



Petty Officer Third Through First Class



E-4

Petty Officer Third Class



Navy

E-5

Petty Officer Second Class



Navy

E-6

Petty Officer First Class



Navy

E-7

Chief Petty Officer



Navy

E-8

Senior Chief Petty Officer



Navy

E-9

Master Chief Petty Officer



Navy

Master Chief Petty Officers



MCPO



CMC



**FLEET/FORCE
MCPO**



MCPON

Collar Devices

E-4 Through E-6



P03




P02




P01

Collar Devices

E-4 Through E-6




(a) blue windbreaker



(b) raincoat


Collar Devices

E-4 Through E-6



(c) organizational clothing including smocks and coveralls

Devices



(d) Camouflage uniforms

Collar Devices

E-7 Through E-9



CPO



SCPO



MCPO





MCPON

Headgear

E-1 through E-6

Male



1 **Command
Ball Cap**

2 **White Hat**

3 **Garrison Cap**

Headgear

E-1 through E-6


Female




1 Command
Ball Cap



2 Combination
Cap



3 Garrison
Cap




4 Beret

Headgear

E-7 through E-9

Male



1 Combination
Cap

2 Garrison Cap


Headgear

E-7 through E-9


Female



1 Combination
Cap



2 Garrison Cap



3 Beret

Service Stripes

a. Service stripes are diagonal stripes worn on the lower left sleeve of the service dress:

- (1) Blue coat
- (2) Blue jumper
- (3) White jumper



Enabling Objectives

1. Explain the terms pay grade, rate and rating.
2. Explain enlisted rate insignias and headgear.
3. Identify service stripes, their purpose, and requirements for earning them.